








**PROCEDURE FOR CANCELLATION OF LINE
CLEAR ON SSBPAC (SINGLE LINE)**

**BEFORE TRAIN
ENTERING BLOCK
SECTION**




- SM KEY INDICATION - GREEN**
- LINE CLOSED INDICATION - YELLOW**
- SNK INDICATION - YELLOW**
- SNOEK INDICATION - YELLOW**
- SHUNT KEY INDICATION - GREEN**
- LINE FREE INDICATION - GREEN**









SM SENDS 'CALL ATTENTION' SIGNAL BY PRESSING BELL BUTTON AND HOLD ON BLOCK TELEPHONE.







**ENSURE SM KEY INDICATION GREEN
SM ACKNOWLEDGES THE 'CALL
ATTENTION' SIGNAL BY PRESSING
BELL BUTTON. ATTEND TELEPHONE**



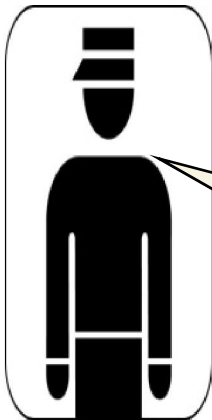


AFTER ENSURING CORRECT STATION HAS RESPONDED, ASK "IS LINE CLEAR FOR TRAIN"




SM AT RECEIVING STATION ENSURE CONDITIONS FOR GRANTING LINE CLEAR AND ALSO -






- SM KEY INDICATION - GREEN**
- LINE CLOSED INDICATION - YELLOW**
- SNK INDICATION - YELLOW**
- SNOEK INDICATION - YELLOW**
- SHUNT KEY INDICATION - GREEN**
- LINE FREE INDICATION - GREEN**




**AFTER ENSURING,
THEN SAY "LINE IS CLEAR FOR TRAIN"
SUPPORTED BY A PN.**





**REPEAT PN AND
PRESS BELL (2 BEATS) & TRAIN GOING TO
BUTTONS UNTIL 'TRAIN GOING TO'
ARROWHEAD INDICATION LIGHTS UP GREEN.**




(IF IT DOES NOT HAPPEN AFTER 3 SECONDS SM RELEASES BUTTONS AND RECHECKS CONDITIONS AT HIS STATION AND ASKS STATION AT OTHER END TO RECHECK CONDITIONS FOR GRANT OF LINE CLEAR)





'LINE CLOSED' INDICATOR TURNS OFF AND 'TRAIN COMING FROM' ARROWHEAD INDICATION LIGHTS UP GREEN. ACKNOWLEDGE BY GIVING 2 BELL BEATS.







IF SM OF DESPATCH STATION LIKES TO CANCEL LINE CLEAR OBTAINED, BEFORE TRAIN ENTERS BLOCK SECTION, PROCEDURE TO BE FOLLOWED IS AS FOLLOWS



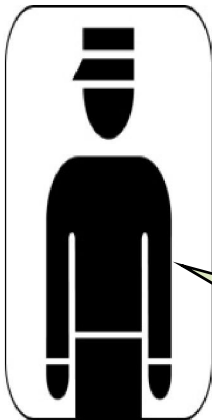




**Agrees to request, communicates a PN and ensures;
 SNK indicator YELLOW,
 SNOEK indicator YELLOW,
 SHUNT KEY indicator GREEN
 SM KEY indicator GREEN**


**ENSURES SNOEK INDICATOR YELLOW
 PRESSES CANCEL CO-OP BUTTON AND
 RELEASES ON RECEIPT OF BELL CODE**



**CO-OP TO LIGHT UP YELLOW
PRESSES BELL & CANCEL BUTTON WITH
SM KEY 'IN'
COUNTER REGISTERS NEXT NUMBER BY HALF
'TCF' INDICATOR TURNS TO FLASHING GREEN
'TGT' INDICATOR TURNS TO FLASHING GREEN
CANCEL INDICATOR LIGHTS UP FLASHING YELLOW &
CONTINUES FLASHING FOR 120 SECONDS**






**ON EXPIRY OF 120 SECONDS,
TRAIN COMING FROM FLASHING INDICATOR AND
CANCEL FLASHING INDICATOR TURNS OFF 'LINE
CLOSED' INDICATOR LIGHTS UP**




**TRAIN GOING TO indicator turns off.
LINE CLOSED indicator lights up**



PROCEDURE FOR CANCELLATION OF LINE CLEAR ON SSBPAC (SINGLE LINE)

- AFTER TRAIN ENTERING BLOCK SECTION AND PUSHING BACK**



SM OF DESPATCH STATION OBTAINS LINE CLEAR FOR THE TRAIN





DESPATCHING SM -

RECEIVING SM -

TAKE OFF LSS

SNK INDICATION GOES OFF



SNOEK INDICATION GOES OFF

TRAIN ENTERS BLOCK SECTION



LSS INDICATION TURNS RED



LINE FREE INDICATION TURNS RED

REPLACE LSS KNOB TO ON, SNK AND SNOEK (AT RECEIVING END) INDICATES YELLOW






SECTION BUZZER STARTS RINGING & 'TGT' ARROWHEAD INDICATION TURNS RED BUZZER STOPS AFTER PRESSING ACKN





IN CASE TRAIN SENT, PUSHES BACK TO SAME STATION-

ARRANGE TO RECEIVE TRAIN BY TAKING OFF HOME SIGNAL AND AFTER ENSURING TRAIN ARRIVED COMPLETE THE FOLLOWING PROCEDURE ADOPTED FOR CANCELLATION OF LINE CLEAR






**TRAIN CLEARS BLOCK SECTION
LINE FREE INDICATION TURNS GREEN**

**SECTION BUZZER STARTS RINGING
ACKN INDICATOR LIGHTS UP**



**TGT/TCF ARROWHEAD TURNS
FLASHING GREEN**



**ACKNOWLEDGES THE BUZZER BY PRESSING
ACKN BUTTON. ACKN INDICATOR TURNS OFF.**









**PUTS BACK FSS TO `ON`, IF ALREADY TAKEN `OFF`, ENSURES;
SNK INDICATOR YELLOW,
SHUNT KEY INDICATOR AT GREEN
SM KEY INDICATOR GREEN**



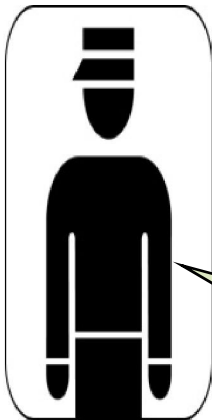




**Agrees to request, communicates a PN and ensures;
 SNK indicator YELLOW,
 SNOEK indicator YELLOW,
 SHUNT KEY indicator GREEN
 SM KEY indicator GREEN**


**ENSURES SNOEK INDICATOR YELLOW
 PRESSES CANCEL CO-OP BUTTON AND
 RELEASES ON RECEIPT OF BELL CODE**



**CO-OP TO LIGHT UP YELLOW
PRESSES BELL & CANCEL BUTTON WITH
SM KEY 'IN'
COUNTER REGISTERS NEXT NUMBER BY HALF
'TCF' INDICATOR TURNS TO FLASHING GREEN
'TGT' INDICATOR TURNS TO FLASHING GREEN
CANCEL INDICATOR LIGHTS UP FLASHING YELLOW &
CONTINUES FLASHING FOR 120 SECONDS**



**ON EXPIRY OF 120 SECONDS,
TRAIN COMING FROM FLASHING INDICATOR AND
CANCEL FLASHING INDICATOR TURNS OFF 'LINE
CLOSED' INDICATOR LIGHTS UP**



**TRAIN GOING TO indicator turns off.
LINE CLOSED indicator lights up**

THANK YOU

10.10.2013